


K Terminal Box

Plastic Bolt Type for Opening/Closing – IP67



►Special packing is built in plates whose structure is useful for the installation of gland or connector.

►K terminal box is a product having all merits of DSE HI BOX whose various usages satisfy customers.

►It is convenient for the usages such as terminal box, incoming panel, measuring equipment box, terminal, control box, etc.

Materials & Composition Table

Gray	•Material : ABS •Color : Gray	Clear	•Material : Cover(PC), Body(ABS) •Color : Cover(Clear), Body(Gray)
K G	• BODY : Gray • COVER : Gray	K T	• BODY : Gray • COVER : Clear

ABS:Acrylonitrile Butadiene Styrene	P C:PolyCarbonate
Polyester : PBT+PC	AC:ABS(30%)+PC(70%)

►K TERMINAL BOX Product has 2 product names as shown above and can be made of any of 4 materials shown above. K TERMINAL BOX Product acquired IP67 Grade on each product manufactured by any of 4 materials.

※At present, ABS or PC material product is sold and for other materials, please contact our headquarters.

K Terminal Box Products List

Part Number	Dimensions(mm)			Inch	Others
	W	H	D		
DS-000-1919	190	190	130	7.48×7.48×5.12	
DS-000-2819	280	190	130	11.02×7.48×5.12	
DS-000-2819-1	280	190	180	11.02×7.48×7.09	
DS-000-2828	280	280	130	11.02×11.02×5.12	
DS-000-3828	380	280	130	14.96×11.02×5.12	
DS-000-3828-1	380	280	180	14.96×11.02×7.09	

- 000 mark of product at the above product list is to express a material.
- Materials : AG, AT, PG, PT, PCG, PCT
- Please refer to Material Composition Diagram by Products on Page 13.

Model	Height×Width (Unit: mm Including cover)(inch)
DS-CP-220	220×85 / 8.66×3.35
DS-CP-140	140×50 / 5.51×1.97

■Applicable Cable Gland & Connector

Model	DS-CP-220	DS-CP-140
Cable Gland	DS-D-12 DS-D-16	DS-D-12
Connector	DS-PG-11 DS-PG-16	DS-PG-11

K Terminal Box Assembly Drawing



■ DS-KT-3828-1

- Installing 80mm height of clear cover also, cable gland, connector of K Terminal Box,
- Aluminum panel installation is possible with a utilization of DS-CH-50

- ① - Basic specification
- ② ~ ⑧ - Optional specification

Accessories



K Terminal Box

K Terminal Box

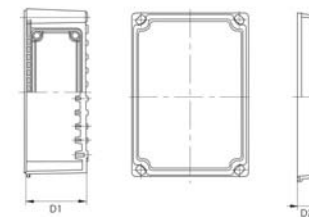
K Terminal Box Drawing Information

Model	Division	H1	H2	H3	H4	W1	W2	W3	W4	D1	D2
DS-1919		190	174	165	120	190	174	165	120	98	30
DS-2819		280	266	255	210	190	170	165	120	98	30
DS-2819-1		280	266	255	210	190	170	165	120	98	80
DS-2828		280	260	255	210	280	260	255	210	98	30
DS-2838		380	360	355	310	280	260	255	210	98	30
DS-2838-1		380	360	355	310	280	260	255	210	98	80

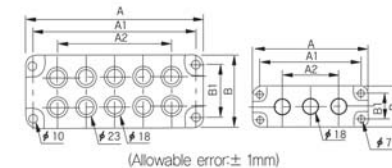

Dimension (Allowable error: ± 1mm)



BODY



COVER



Steel Mounting Panel

Product	mm W×H×D	inch W×H×D	MODEL
DS-000-1919	161× 160× 1.6	6.34× 6.30× 0.06	DS-1919
DS-000-2819(-1)	251.5× 161× 1.6	9.90× 6.34× 0.06	DS-2819
DS-000-2828	251× 251× 1.6	9.88× 9.88× 0.06	DS-2828
DS-000-3828(-1)	351× 251× 1.6	13.82× 9.88× 0.06	DS-3828

Plastic Mounting Panel

Product	mm W×H×D	inch W×H×D	MODEL
DS-000-1919	160× 160× 4	6.30× 6.30× 0.16	DS-1919 P/L
DS-000-2819(-1)	252× 161× 3.4	9.94× 6.34× 0.13	DS-2819 P/L
DS-000-2828	267× 267× 3.3	10.51× 10.51× 0.13	DS-2828 P/L
DS-000-3828(-1)	351× 251× 4.3	13.82× 9.88× 0.17	DS-3828 P/L

Model	Division	A	A1	A2	B	B1
DS-CP-220		219	193	135	85	62
DS-CP-140		137	120	67	47	30