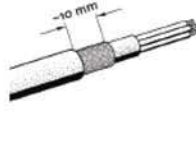
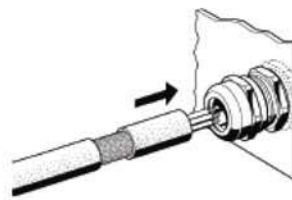


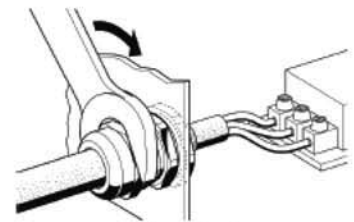
Tighten the cable gland to the housing



Remove outer sheath of shielded cable



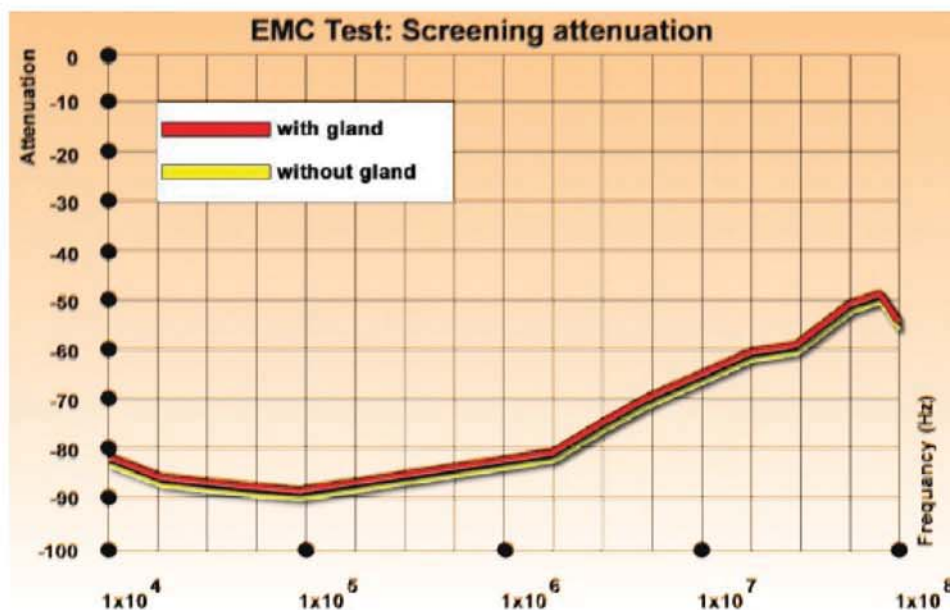
Insert cable until EMC spring.



Lock and tight the cap.

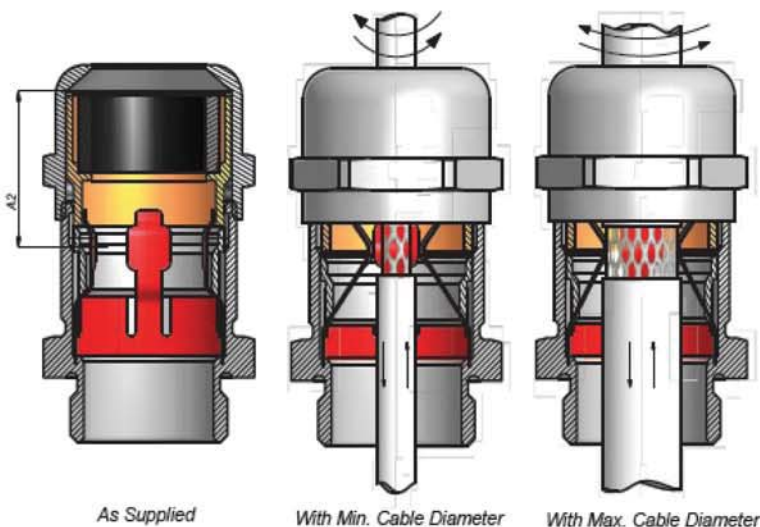
Principle..... These EMC cable glands get a low electrical impedance between the cable glands and the braiding of the cable. A perfect shielding will be achieved by just tightening the dome nut. For installing EMC cable glands and shield cable as in pictures above.

For EMC testing chart to compare between used EMC cable gland and standard cable gland in below.



EMC 4 features as follows :

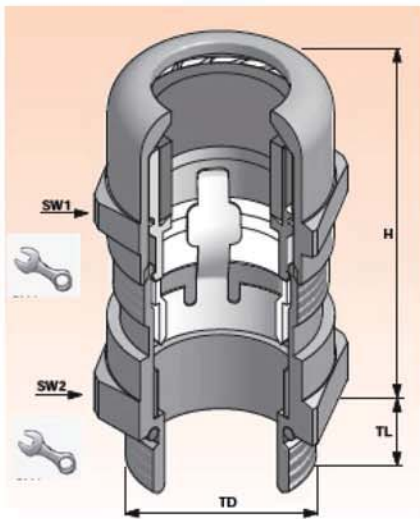
- 1) Easy insertion of the cable from the two sides of the glands.
- 2) Open contact fingers in loose position.
- 3) Free radial and axial movement of the cable.
- 4) Easy radial and axial movement of the cable, even in contact position without any damage to the braid with the help of rounded contact finger surfaces.
- 5) Large contact surfaces of the fingers allow low contact resistance even on loosely woven cable braids (the contact surfaces do not sink into the braided wires).
- 6) High contact performance even under vibrating conditions with help of the reduced A2 distance between the "sealing clamping level" and "EMC contact level".



As Supplied

With Min. Cable Diameter

With Max. Cable Diameter



Technical Data

Materials

Body	Brass Nickle Plated
Cap	Brass Nickle Plated
Contact Spring	Special Copper Alloy
Seal	CR (Chloroprene Rubber)
Clamp Insert	Polyamide 6 V2
O-Ring	NBR
Flammability	V2 (According to UL94)
Protection Class	IP68 - 5 bar
Operating Temperature	
Permanent	-20 C up to +100 C
Intermittent	-40 C up to +300 C
Attachment Thread	EN 60423

Thread Type	Cable Dia. mm	Shield Dia. mm	TL mm	TD mm	SW 1 mm	SW 2 mm	Max. H mm	Model
M12x1.5	3.0 - 6.5	2.0 - 5.0	6.0	12.0	14.0	14.0	28.0	BMEM-ES-12T
M16x1.5	5.0 - 10.0	3.5 - 8.0	6.0	16.0	20.0	20.0	34.0	BMEM-E1-16T
M20x1.5	7.5 - 14.0	5.5 - 11.5	8.0	20.0	24.0	24.0	38.0	BMEM-E2-20T
M25x1.5	10.0 - 18.0	7.0 - 14.0	8.0	25.0	30.0	30.0	42.0	BMEM-E3-25T
M32x1.5	16.0 - 25.0	12.0 - 20.0	9.0	32.0	40.0	40.0	50.0	BMEM-E4-32T
M40x1.5	22.0 - 32.0	18.0 - 27.0	9.0	40.0	50.0	50.0	57.0	BMEM-E5-40T
M50x1.5	30.0 - 38.0	26.0 - 34.0	9.0	50.0	58.0	58.0	67.0	BMEM-E6-50T
M63x1.5	37.0 - 53.0	33.0 - 49.0	10.0	63.0	75.0	75.0	72.0	BMEM-E7L-63T