

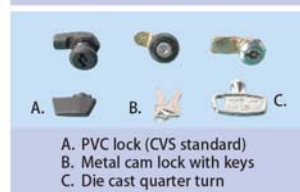

Wall Mounting Watertight Metal Enclosures



IP 65 (IEC 529)



Optional Items



- * A continuous seal of polyurethane gasket at door provide high IP protection.
- * Surface finished with polyester powder coating RAL7032 texture, CVS beige colour.
- * Galvanised mounting plate and wall mounting bracket.
- * 4 welded studs for fixing mounting plate.
- * Conceal hinges provide 130° door opening.
- * Earthing facilities on door, body and mounting plate.
- * Double folded gutter at door frame increases rigidity and prevents water from entering while door is opened



IP 65 (IEC 529)



Wall Mounting Watertight Metal Enclosures

Vertical Type

NO.	MODEL	DIMENSION (MM) H x W x D	MOUNTING PLATE (MM)	GLAND PLATE	NOS. OF LOCK	TRANS. DOOR	INNER DOOR	MOD. CHASSIS	FILTER/ R. HOOD	CANOPY	PLINTH
1	CR 252010	250 x 200 x 100	214 x 150	0	1						
2	CR 252015	250 x 200 x 150	214 x 150	0	1					*	
3	CR 302515	300 x 250 x 150	264 x 200	A1	1	*		*		*	*
4	CR 302520	300 x 250 x 200	264 x 200	A1	1	*		*	*	*	*
5	CR 303015	300 x 300 x 150	264 x 250	A1	1	*		*		*	*
6	CR 303020	300 x 300 x 200	264 x 250	A1	1	*		*	*	*	*
7	CR 403015	400 x 300 x 150	364 x 250	A1	1	*		*		*	*
8	CR 403020	400 x 300 x 200	364 x 250	A1	1	*	*	*	*	*	*
9	CR 404020	400 x 400 x 200	364 x 350	B1	1	*	*	*	*	*	*
10	CR 504015	500 x 400 x 150	464 x 350	A1	1	*		*		*	*
11	CR 504020	500 x 400 x 200	464 x 350	B1	1	*	*	*	*	*	*
12	CR 504025	500 x 400 x 250	464 x 350	B1	1	*	*	*	*	*	*
13	CR 504030	500 x 400 x 300	464 x 350	B1	1	*	*	*	*	*	*
14	CR 505020	500 x 500 x 200	464 x 450	B1	1	*	*	*	*	*	*
15	CR 505025	500 x 500 x 250	464 x 450	C1	1	*	*	*	*	*	*
16	CR 604015	600 x 400 x 150	564 x 350	A2	2	*		*		*	*
17	CR 604020	600 x 400 x 200	564 x 350	B2	2	*	*	*	*	*	*
18	CR 604025	600 x 400 x 250	564 x 350	B2	2	*	*	*	*	*	*
19	CR 605020	600 x 500 x 200	564 x 450	B2	2	*	*	*	*	*	*
20	CR 605025	600 x 500 x 250	564 x 450	C2	2	*	*	*	*	*	*
21	CR 606020	600 x 600 x 200	564 x 550	C2	2	*	*	*	*	*	*
22	CR 606025	600 x 600 x 250	564 x 550	C2	2	*	*	*	*	*	*
23	CR 606030	600 x 600 x 300	564 x 550	C2	2	*	*	*	*	*	*
24	CR 705020	700 x 500 x 200	664 x 450	B2	2	*	*	*	*	*	*
25	CR 705025	700 x 500 x 250	664 x 450	C2	2	*	*	*	*	*	*
26	CR 806020	800 x 600 x 200	764 x 550	C2	2	*	*	*	*	*	*
27	CR 806025	800 x 600 x 250	764 x 550	C2	2	*	*	*	*	*	*
28	CR 806030	800 x 600 x 300	764 x 550	C2	2	*	*	*	*	*	*
29	CR 808025	800 x 800 x 250	764 x 750	C4	2	*	*	*	*	*	*
30	CR 1006030	1000 x 600 x 300	964 x 550	C2	2	*	*	*	*	*	*
31	CR 1008030	1000 x 800 x 300	964 x 750	C4	2	*	*	*	*	*	*
32	CR 1208030	1200 x 800 x 300	1164 x 750	C4	2	*	*	*	*	*	*

Horizontal Type


1	CR302515H	250 x 300 x 150	214 x 250	A1	1	*				*	*	*
2	CR302520H	250 x 300 x 200	214 x 250	A1	1	*				*	*	*
3	CR403015H	300 x 400 x 150	264 x 350	A1	1	*				*	*	*
4	CR403020H	300 x 400 x 200	264 x 350	B1	1	*			*	*	*	*
5	CR504015H	400 x 500 x 150	364 x 450	A1	1	*				*	*	*
6	CR504020H	400 x 500 x 200	364 x 450	B1	1	*			*	*	*	*
7	CR504025H	400 x 500 x 250	364 x 450	B1	1	*			*	*	*	*
8	CR604015H	400 x 600 x 150	364 x 550	A2	1	*			*	*	*	*
9	CR604020H	400 x 600 x 200	364 x 550	B2	1	*			*	*	*	*
10	CR605020H	500 x 600 x 200	464 x 550	B2	2	*			*	*	*	*
11	CR605025H	500 x 600 x 250	464 x 550	C2	2	*			*	*	*	*
12	CR705020H	500 x 700 x 200	464 x 650	B2	2	*			*	*	*	*
13	CR705025H	500 x 700 x 250	464 x 650	C2	2	*			*	*	*	*

Two-Door Type

1	CR1008030H	800 x 1000 x 300	719 x 916	C2	1	*	*		*	*	*	*
2	CR10010030	1000 x 1000 x 300	916 x 916	C2	1	*	*		*	*	*	*
3	CR12010030	1200 x 1000 x 300	1116 x 916	C2	1	*	*		*	*	*	*

*Dimension for gland hole - A-174 x 60, B-259 x 88, C-310 x 115.

Please contact



Product's design and specification may change without prior notice.

